



Josephine County Treasurer

Treasury and
Tax Collection

Treasury & Tax Staff



John Harelson,
Treasurer



Eve,
Chief Deputy Treasurer



Kasey

Patty

Pam

Josephine County Taxing Districts

■ Education

- Grants Pass School District #7



- Three Rivers School District



- Rogue Community College



- Southern Oregon ESD



Southern Oregon Education Service District

The Regional Advantage - Serving Jackson, Josephine, and Klamath County Schools

Josephine County Taxing Districts

- Cities

- City of Grants Pass



- City of Cave Junction



Josephine County Taxing Districts

■ Fire Districts

- Williams RFPD
- Illinois Valley RFPD
- Wolf Creek RFPD
- Applegate RFPD
- State Fire Patrol



Josephine County Taxing Districts

- Josephine County



- Special Districts

- 4-H Extension
- Kerby Water District
- Fort Vannoy Irrigation

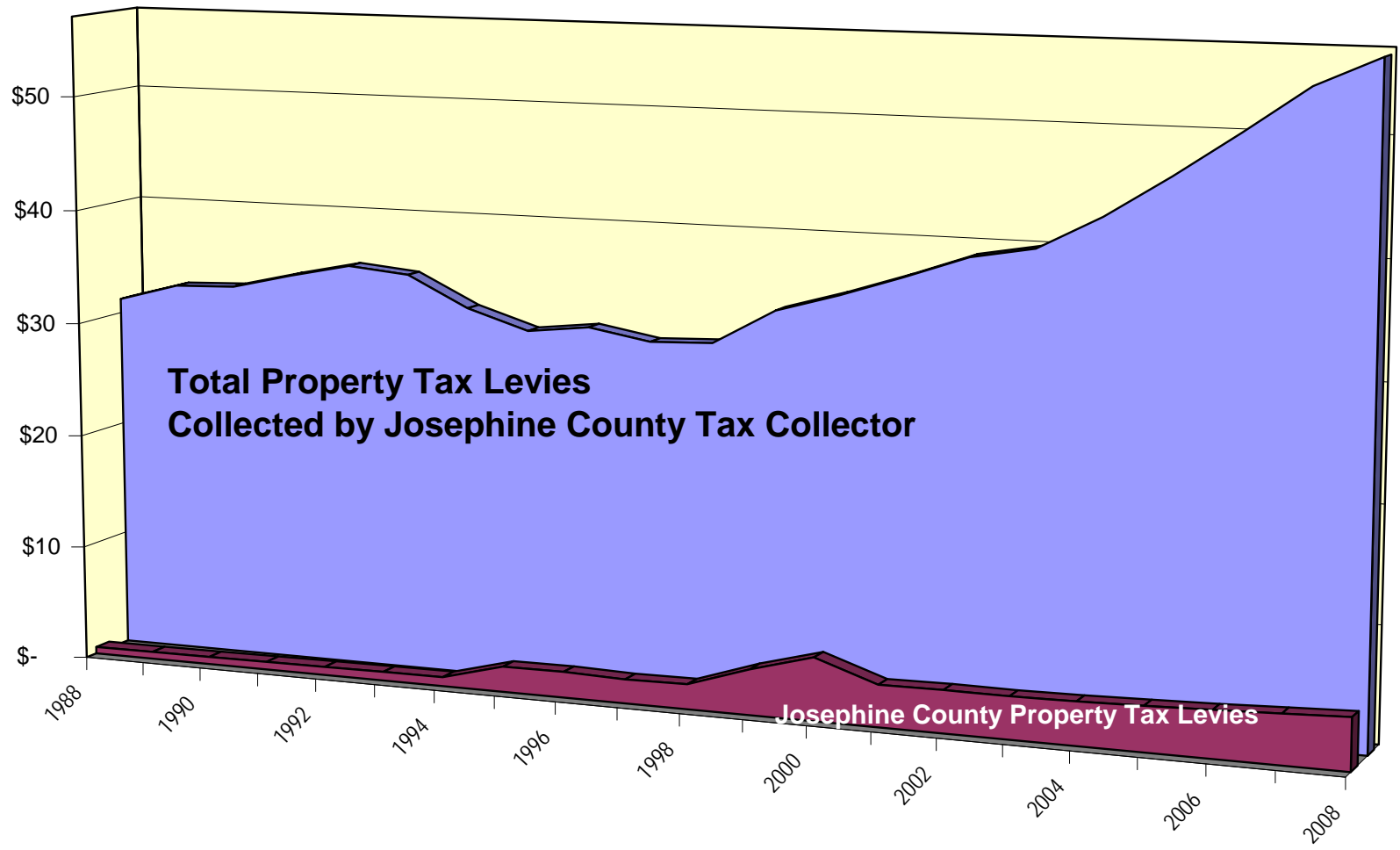


2008-2009 Tax Levies to Collect

<u>DISTRICT</u>	<u>%</u>	<u>Millions</u>
Grants Pass School District #7	27.4%	\$15.46
Three Rivers School District	24.0%	\$13.56
Rogue Community College	5.1%	\$2.89
Southern Oregon ESD	3.5%	\$1.99
	60.0%	\$33.90
City of Grants Pass	17.0%	\$9.59
City of Grants Pass Local Option	6.1%	\$3.46
City of Grants Pass Bond	2.0%	\$1.16
City of Cave Junction	0.4%	\$0.22
	25.5%	\$14.43
Josephine County	7.9%	\$4.49
State Fire Patrol	3.2%	\$1.83
Local Fire Districts	2.7%	\$1.50
Special Districts	0.6%	\$0.34
Delinquent Sewer Collections	0.1%	\$0.03
Total	100.0%	\$56.52

Josephine County's Share of Total Taxes 1988-2008

Millions



Tax Collection Activities

	<u>06-07</u>	<u>07-08</u>	<u>Projected</u>	
			<u>08-09</u>	<u>09-10</u>
Taxes Levied (in Millions)	\$50.1	\$54.0	\$55.7	\$58.2
Statements Mailed (in Thousands)	62.4	63.9	64.0	65.0
Active Accounts (in Thousands)	47.3	47.8	47.9	48.4
Register Receipts (in Thousands)	25.4	30.8	33.5	35.0
Lock Box Payments (in Thousands)	18.8	17.2	16.0	16.6

Tax Collection Activities (continued)

<u>Collection Percentages</u>	<u>06-07</u>	<u>07-08</u>	<u>Projected</u>	
			<u>08-09</u>	<u>09-10</u>
Current Year Levy Collected (Including Discounts)	96.7%	96.5%	96.5%	96.5%
<i>% 1-3 Years Delinquent</i>	<i>0.6%</i>	<i>0.6%</i>	<i>0.6%</i>	<i>0.6%</i>
<u>Foreclosures</u>				
<i>Accounts Published</i>	21	18	21	25
Judgements Taken	10	7	10	12
Properties Deeded	1	1	2	1

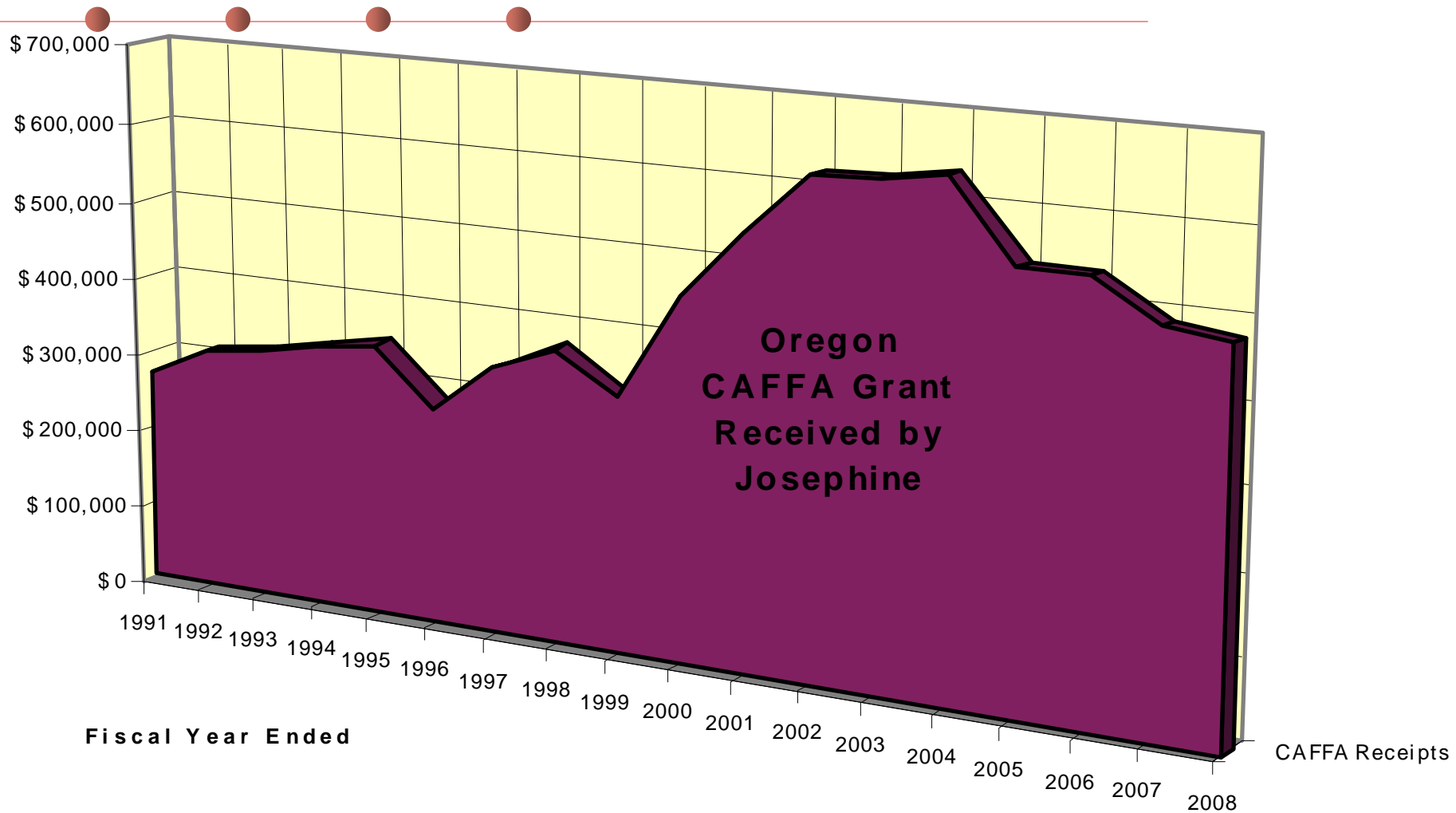
Treasury Activities

	<u>06-07</u>	<u>07-08</u>	<u>08-09</u>	<u>09-10</u>
Total Disbursements (in Millions)	\$102.3	\$91.9	\$81.8	\$81.0
Taxes Given to Districts (in Millions)	\$48.3	\$52.4	\$55.4	\$57.0
Average Invested (in Millions)	\$44.1	\$41.5	\$42.0	\$40.0
Interest Received (in Millions)	\$2.2	\$2.2	\$1.2	\$1.0
Checks Processed (in Thousands)	11.8	9.7	9.1	9.2
Receipts Issued (in Thousands)	3.1	2.9	2.9	3.0

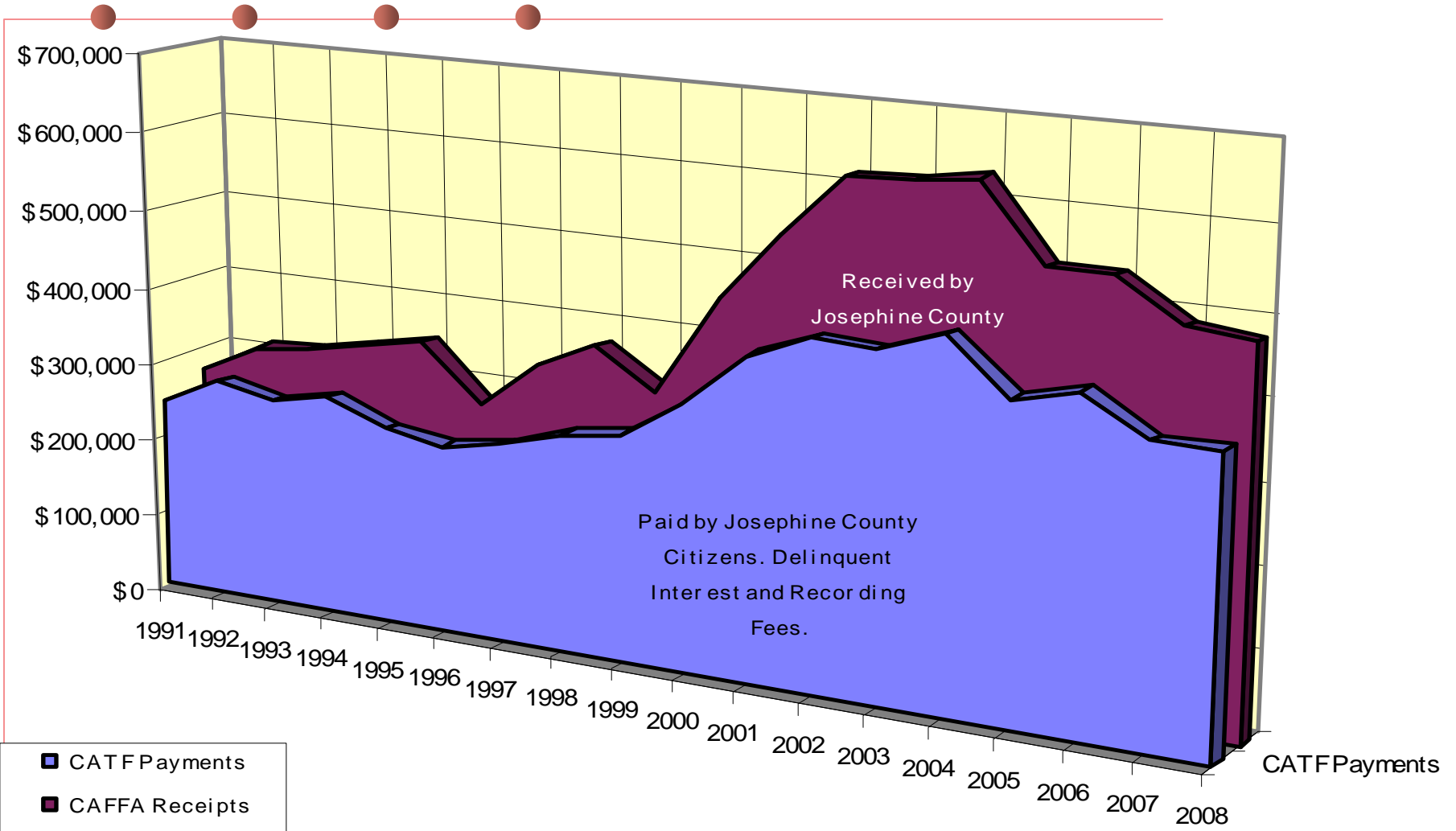
Treasury Budget Submitted

	<u>Budget Amounts</u>		<u>Budget Amounts</u>	
	08-09		09-10	
	<u>FTE</u>	<u>Dollars</u>	<u>FTE</u>	<u>Dollars</u>
<u>Resources:</u>				
Beginning Fund Balance		\$ -		\$ -
Program Revenues (Schedule C)				
CAFFA Grant		126,000		113,400
Investment Fee		77,900		110,000
Other Fees		15,600		14,100
Interfund Transfers (In) (Schedule C)		-		-
Total Resources		<u>\$219,500</u>		<u>\$237,500</u>
<u>Requirements:</u>				
Expenditures:				
Personal Services (Schedule D)	5.60	372,200	5.25	\$ 362,200
Materials and Services (Schedule E)		136,100		144,200
Total Treasury Office Requirements	<u>5.60</u>	<u>\$508,300</u>	<u>5.25</u>	<u>\$506,400</u>

CAFFA Receipts



Receipts vs Payments



Josephine County Treasury



Thank You